



# UULEARN 1.1 MANUAL USER (STUDENT)

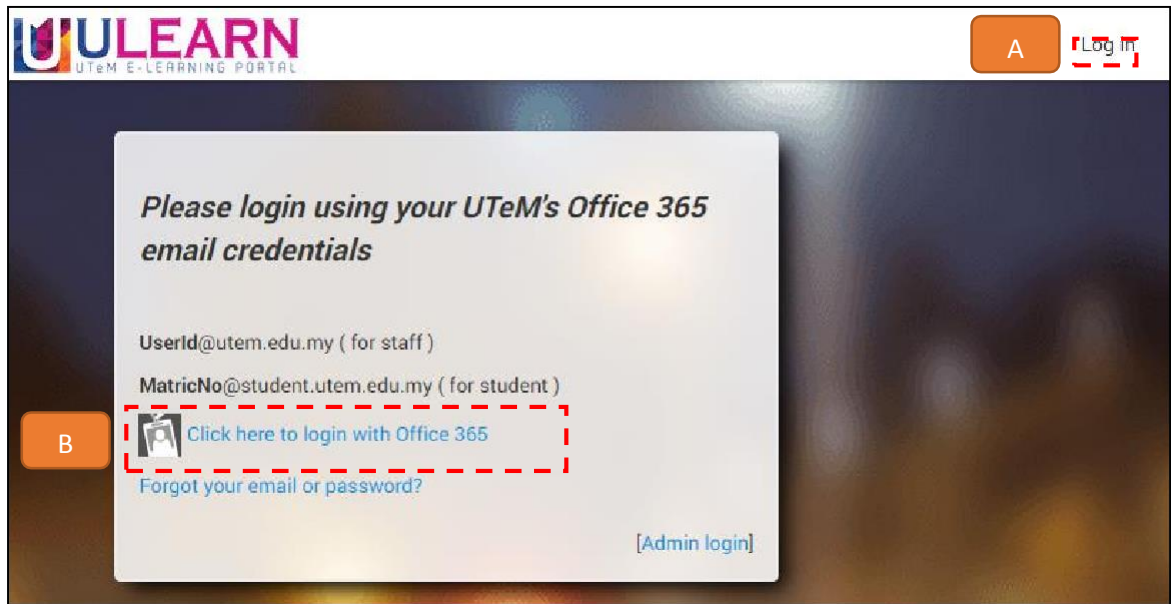
PUSAT SUMBER DAN TEKNOLOGI PENGAJARAN UTEM

## Contents

<b>1. LOGIN ULEARN .....</b>	<b>2</b>
<b>2. ENROLL COURSE .....</b>	<b>3</b>
<b>3. SEE YOUR ENROLL COURSE .....</b>	<b>4</b>

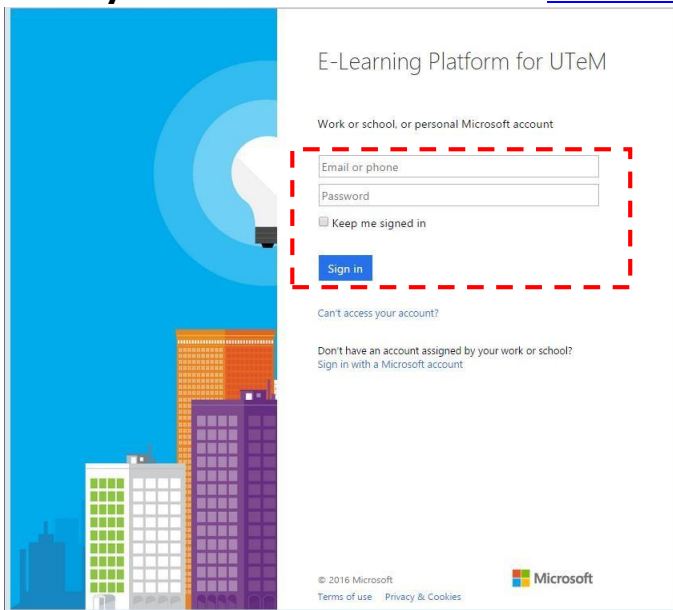
# 1. LOGIN ULEARN

- Go to URL - <http://ulearn.utem.edu.my>
- ULearn Portal will open like the screenshot below



- a) Click "**Log in**".
- b) Then, click "**Click here to login with Office 365**".

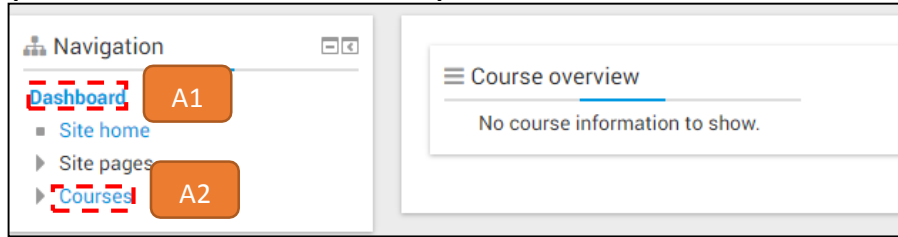
- **Enter your email UTeM student** - [MatricNo@student.utem.edu.my](mailto:MatricNo@student.utem.edu.my)



**\*If you forget your password student email, please contact the Service Center for Knowledge and Communication (PPPK UTeM) to reset UTeM student email. Helpdesk PPPK at 06-3316328 or can come directly to PPPK UTeM.**

## 2. ENROLL COURSE

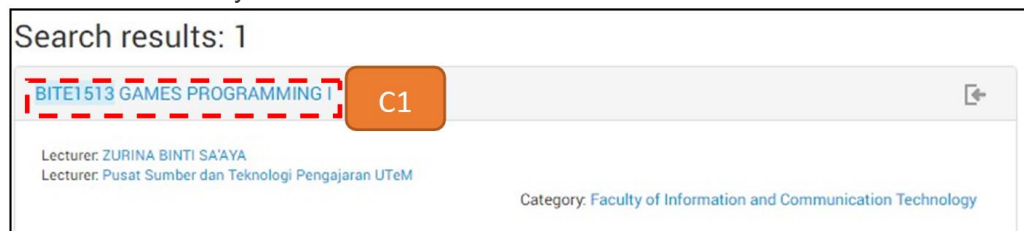
a) (Click **Dashboard** > **Course**)



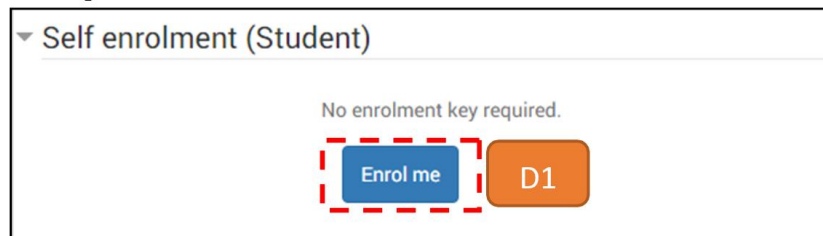
b) Search for the course using course code (e.g. BITS 1313) or course name (e.g. Data Communication).



c) Select the **course** you want to enroll in.



d) Click **Enrol Me**



### 3. SEE YOUR ENROLL COURSE

Click “Dashboard” or “My courses” to see a list of enroll courses.

